

Tajda Lipicer, Alenja Pivko Kneževič

MUSIC KITCHEN

Suggestions for your musical creations while listening to a radio play

Graphic notation is offering suggestions to assist one in the process of making one's own sound creations while listening to the radio play; it's open to imagination and allows one to research sound as well as improvised rhythmic and melodic structures. One can also follow it randomly; or, while listening, one can include other, random forms of inclusion.

Listing with the help of this graphic notation is based on parents', or any other adult's engagement, who's modeling to the child how to use different objects and how to interact with one's environment.


Prepare the following props and put them on the table:


- a spoon (one for you and one for the child)
- a bowl with a lid that fits and can be fixed to the bowl
- rice or dry beans
- a fork


We're sitting at a table.


While listening, follow the icons, described in the list of symbols.


THE LIST OF SYMBOLS


 - listening


 - sound signal - the bang of a spoon in the recording


 - a spoon banging on the edge of the bowl


 - a spoon banging on the edge of the table


 - your voice goes up and down (vocal glissandos); vocal intensity correlates with line's thickness (thicker - forte; thinner - piano)


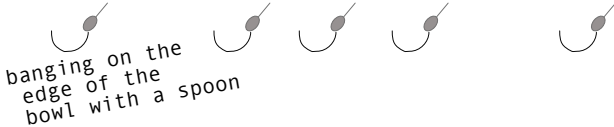





 - the sound of a spoon mixing the rice in a bowl
(when icons are closer together, mixing gets faster)



 - continue performing sound elements (motif repetition)



 - we reach into the bowl with our hand;
we're making sounds with the help of scratching, mixing and scraping

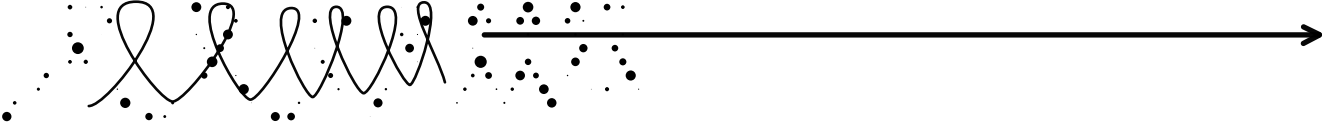
Pi-i-ha-a
 - the position of dots implies how high the notes are


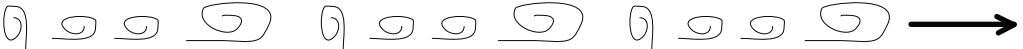
 - improvised playing using the rattle

 <i>One, two, three, One, two, three, one, one, One, two, three</i>	<p>Voice: One, two, three, One, two, three, one one One, two, three,</p> <p>Participants (an adult, a child):</p>  <p><i>banging on the edge of the bowl with a spoon</i></p>	 <i>Žžžž. Žžžž.</i>	<p>Cold, curvy, smooth, shiny → </p> <p><i>banging on the edge of the table with a spoon</i> </p> <p>Spoon </p> <p>Spo—oon. spoo-spoo-spoo-spoo-spoon. Spoo-oo, oo, oo, oo, oo, oo, oo, oo, oo, oo,-nnnn.</p> 
--	---	---	--

<p>Voice: One spoon, another spoon, one spoon, another spoon. One for you, another for me. One spoon, another spoon, one for me, another for you.</p> <p>Participant:</p> <p><i>Our voice follows the line.</i></p> 	<p>žžžž, iiiiii, žžžž, spoon?, žžžž, mmm, žžžž, iiiiii, mmm .</p> 
--	---

<p>Voice: Whoosh, whoosh, splush, splush, the little spoon gets in the soup. Whoosh, whoosh, splash, splash, the little spoon swims in the soup. Five crumbs swimming in the soup, Eeny, meeny, miny, moe. Five crumbs swimming in the soup, Eeny, meeny, miny, moe.</p> <p>Participant:</p>  <p>We put some rice into the bowl. We start mixing the rice with the spoon.</p> 	<p>→</p>
---	----------

<p>Voice: Whoosh, whoosh, splush, splush, the little spoon gets in the soup. Whoosh, whoosh, splash, splash, the little spoon swims in the soup. Five crumbs swimming in the soup, Eeny, meeny, miny, moe. Five crumbs swimming in the soup, Eeny, meeny, miny, moe.. ČOF!</p> <p>Participant:</p> 	<p>→</p> <p>Put the spoon in the rice.</p>
---	--

<p>O-o  <i>The spoon sinks.</i> O-o <i>Oh, no.</i> <i>The spoon is whining, it won't get in the soup.</i></p>	<p>Voice: The soup is fiery, flaming, burning, fiery, fiery, flaming, burning, writhing, pinching, tickling, stinging. Wriiiiithing, pinch-ing, tick-ling, sting-ing. Writhing, pinching, tickling, stinging.</p> <p>Participant:</p>  <p>Put your hand in the rice. Make sounds with the help of scratching, mixing, scraping.</p>
--	---

Voice: Burning, burning-burn-ing-ing-ing-ing, fiery, flaming, writhing, pinching, tickling, stinging. Writhing, pinching, tickling, stinging. Writhing, pinching, tickling, stinging.

Participant: 

Voice: Mmmm. Hm! Warm soup, nice soup, tasty soup, healthy soup.

Participant: Take the spoon out of the soup. Put the lid on the bowl and close it. (use the bowl as a rattle)



(Who-osh, who-osh, sp-lush, sp-lush, the li-ttle spo-on g-ets in the so-up.

Who-osh, who-osh, sp-lush, sp-lush, the li-ttle spo-on sw-ims in the so-up.)

Pi-i-ha-a, pu-u-ha-a, štri-i-fi-i, štro-o-fi, žli- či- ca v ju- ho sto- pi.

Pi-i-ha-a, pu-u-ha-a, štri-i-fa-a, štra-a-fa, žli- či- ca v ju- hi pla- va.

Shaking (with) the rattle.



(Five crumbs are swimming in the soup, Eeny, meeny, miny, moe. Five crumbs are swimming in the soup, Eeny, meeny, miny, moe.) (Five crumbs are swimming in the soup, Eeny, meeny, miny, moe. Five crumbs are swimming in the soup, Eeny, meeny, miny, moe.)

V ju- hi pla-va pet dro-btin,vi- ja va-ja, ven le-tim.

V ju- hi pla-va pet dro-btin,vi- ja va-ja, ven le-tim.

V ju- hi pla-va pet dro-btin,vi- ja va-ja, ven le-tim.

V ju- hi pla-va pet dro-btin,vi- ja va-ja, ven le-tim.

